

DOCTORS NONPROFIT CONSULTING

FINAL OUTCOMES
REPORT FOR ART &
CREATIVITY FOR
HEALING, INC

FACT

JULY 2014 TO JUNE 2016

P. O. BOX 3090
FULLERTON, CA. 92834

DOCTORSCONSULTING.ORG

INTRODUCTION

DoctorS Nonprofit Consulting (DNC) was hired by Art & Creativity for Healing, Inc. (A4H) in May of 2016 to provide an outcome evaluation for the program's 2014-2016 FACT program data for participants in A4H workshops. A4H facilitates these "Art4Healing®" workshop programs at more than 40 hospitals, treatment centers, military bases, and non-profit agencies throughout Southern California. Since 2000, more than 60,000 children and adults have participated in these classes and workshops.

METHOD

For this project, A4H staff entered the data from their surveys into an online computer program. DNC then downloaded data spreadsheets in both excel and SPSS formats. DNC reviewed the data and addressed any data entry concerns with A4H staff. SPSS statistical software was used for the evaluation process which was conducted by consultants in July and August of 2016. For this project, the program's data collection procedures were reviewed. Additionally, since previous 2011-2014 data was available, a comparison of the data was completed. Initially, a series of frequency tables were run to establish basic program statistics. Following this, a series of correlations and one-way analysis of variance (ANOVA) tests were computed on the data. A full statistical report of the test outcomes is included in appendix A. Correlations are useful in determining how closely one variable relates to another variable. ANOVAs are useful for comparing differences between groups.

KEY FINDINGS

The majority of adults strongly agreed that the workshop was great (90.7%) and it helped them express their emotions (83.3%). Additionally, they felt better after the workshop (77.8%). For children, the majority strongly agreed that the workshop was great (81.1%) and it helped them express their emotions (73.4%) They also felt better after the workshop (78.1%). Adults tended to have higher outcome ratings than children.

Seventy-seven percent of child workshop participants and 87% of adults also strongly agreed that the instructor was approachable and seemed to care about them. Eighty two percent of children participants strongly agreed that the instructor was on time compared to 92.6% of adult participants strongly agreed.

Additionally, 79.6% adult and 71.7% child participants strongly agreed that they would refer a friend or family member to this workshop. Furthermore, 78.1% children and 81.5% adult participants strongly agreed that they themselves would take another workshop from the program.

It is significant to say that of the FACT participants, 98.1% adults and 96.1% children were satisfied with their workshop. In particular, when combining both children and adults data 85.1% **strongly** agreed that they were satisfied overall.

Adults reported higher levels of feeling better after taking the workshop, more likely to refer a friend/family member, more interested in taking another Art & Creativity for Healing workshop in the future and more overall satisfied in 2016 compared to the previous year of 2015.

The top reason that participants took workshops was own interest (82%) followed by depression/sadness (6%) and anxiety/stress (5%).

The evaluations indicated an overall agreement that the Art & Creativity for Healing instructors are caring and that participants are overall satisfied with the workshops.

RESULTS

Overall Data Statistics

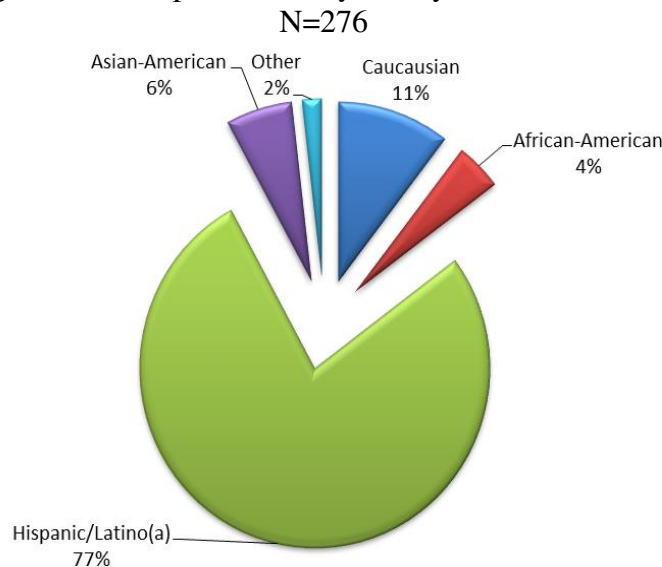
This data set consists of responses by a total of 287 FACT (54 adult & 233 child) participants referred individuals who received A4H services between the period of July 2014 and June 2016. Generally when working with statistical evaluation, we like to see a large sample. Data sets of this size (n=287) are generally regarded to be an accurate indicator of the measured items.

Frequency Tables

Of the individuals that completed that completed the FACT questionnaire, the ages ranged from 5-60, with the average age of participants for adults questionnaires at 27 years of age and children questionnaires being 6 years of age. Twenty percent of those that completed the children survey refused to indicate their age and 42% of adult survey participants refused to include their age. There was 3.8% FACT participants in June-December 2014, 52.6% in Jan-Dec 2015, and 39.1% in Jan-June 2016.

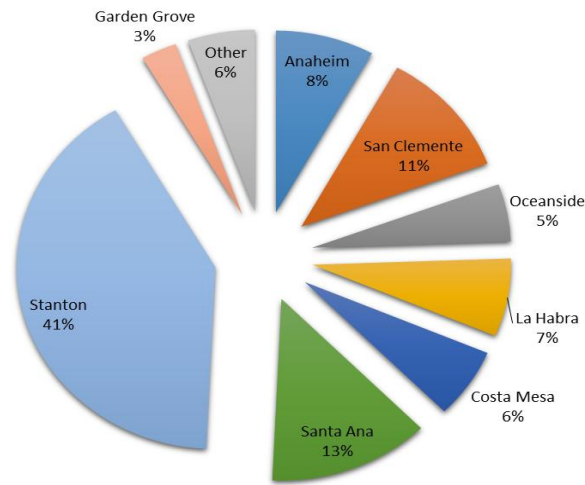
Ninety six percent of those completing the survey indicated their ethnic background. Of those that indicated their ethnicity, Caucasians make up 11% of program participants and Hispanic/Latino/a American make up another 77% (see fig. 1). Please note the actual ethnicity is included in the figure below that included their ethnicity.

Figure 1: Participant Ethnicity in July 2014 – June 2016



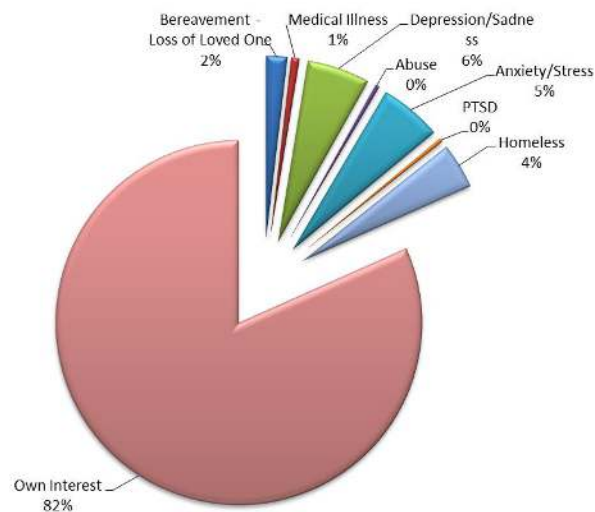
Stanton was the city of residence for most (40.9%). Next largest city was Santa Ana (13.1%) and San Clemente (11.3%). “Expressing Feelings with Color” was the title of all the FACT workshops (see fig. 2).

Figure 2: City Breakdown in July 2014 – June 2016
N=266



The participants generally have multiple psychological reasons for attending the workshops. Each participant was asked to all the reasons and then included their top reason. The top reason that participants took workshops was own interest (82%) followed by depression/sadness (6%) and anxiety/stress (5%). See figure 3 below for all the reasons over the data collection period.

Figure 3: Reasons for Attending in July 2014 – June 2016
N=273



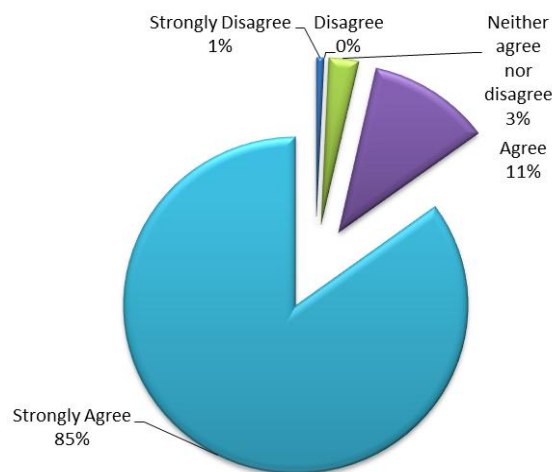
In regards to the outcomes of the workshops, 81.1% (child) and 90.7% (adult) participants strongly agreed that the workshop was great, 73.4% (child) and 83.3% (adults) strongly agreed

that the workshop helped them express their emotions, and 78.1% (child) and 77.8% (adults) strongly agreed that they felt better after the workshop. Seventy-seven percent of child workshop participants and 87% of adults also strongly agreed that the instructor was approachable and seemed to care about them. Eighty two percent of children participants strongly agreed that the instructor was on time compared to 92.6% of adult participants strongly agreed.

For future workshops, 79.6% adult and 71.7% child participants strongly agreed that they would refer a friend or family member to this workshop. Furthermore, 78.1% children and 81.5% adult participants strongly agreed that they themselves would take another workshop from the program.

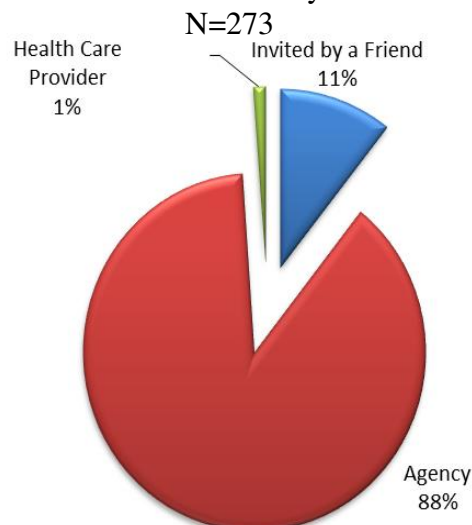
It is significant to say that of the FACT participants, 98.1% adults and 96.1% children were satisfied with their workshop. In particular, when combining both children and adults data 85.1% *strongly* agreed that they were satisfied overall (see figure 4).

Figure 4: Overall Satisfaction in 2014-2016
N=287



FACT participants are primarily referred by the agency (88%) followed by being invited by a friend (11%) (see fig. 5).

Figure 5: Referral Source in July 2014 – June 2016

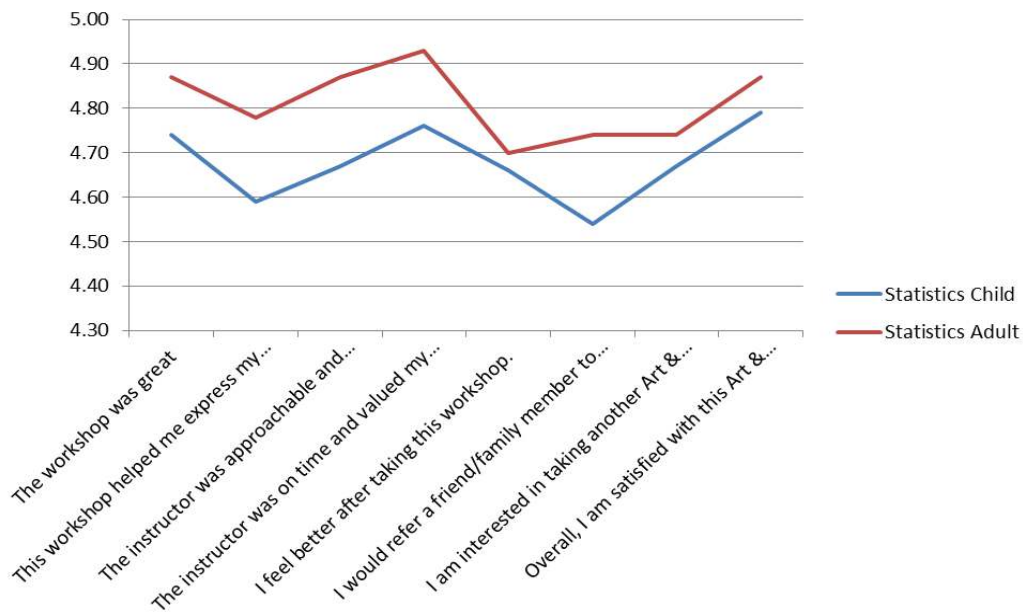


Correlations

Correlation (Pearson *r*) tests were run for data from the eight questions answered on the participant survey with a rating. Correlations are useful in determining how closely one variable relates to another variable. Tests were run comparing: 1) How Great the Workshop, 2) Emotional Expression, 3) Instructor Characteristics, 4) Instructor Efficiency, 5) Effect of Workshop, 6) Willingness to Refer a Friend, 7) Interest in Additional Workshops, and 8) Overall Satisfaction.

In seven rating variables listed above, there was a significant correlation. This indicates that there is a strong correlation between each question and a reliable questionnaire measuring workshop outcomes. For the adults, there was no relationship with the question of the workshop being great and the instructor being on time and valuing time. However, all populations combined show an overall agreement that the Art & Creativity for Healing instructors are caring and that they are overall satisfied.

Figure 6: Outcome Questionnaire Response by Child/Adult
N=277



ANOVA's

Sixty four one-way analysis of variance (ANOVA) tests were computed on four categorical variables and eight numerical values for the 2014-2016 data participants. ANOVAs use statistics to compare categorical variables and numerical variables. The four categorical variables were: 1) Year, 2) Reason for Participation, 3) Workshop Locations and 4) Ethnicity. The eight numerical values were rates of: 1) How Great the Workshop, 2) Emotional Expression, 3) Caring Instructor, 4) Instructor Time Management/Comfortable Sharing, 5) Effect of Workshop, 6)

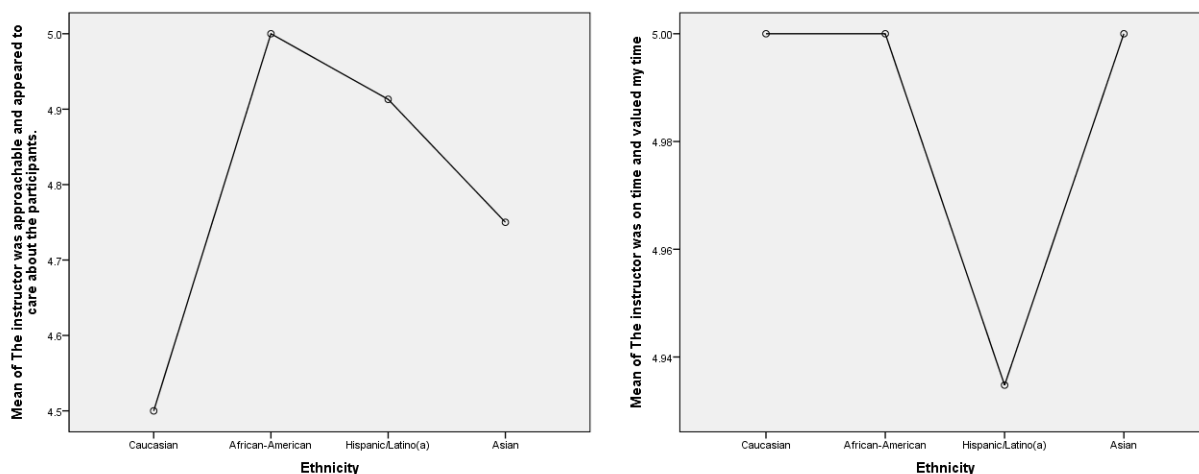
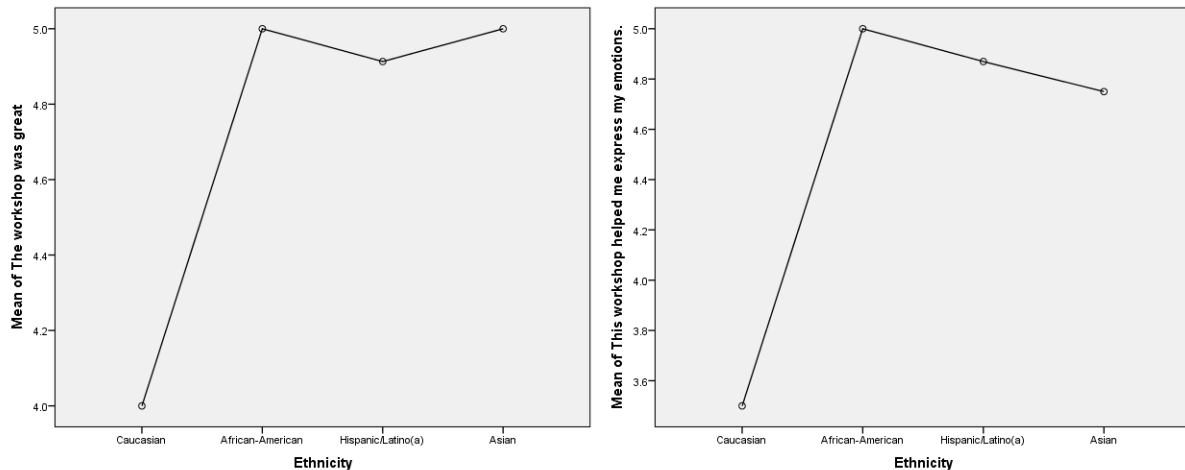
Willingness to refer a friend, 7) Interest in additional workshops, and 8) Overall Satisfaction for both child and adult questionnaires.

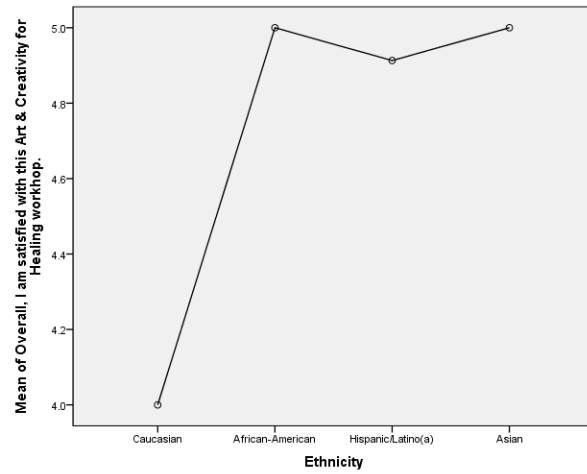
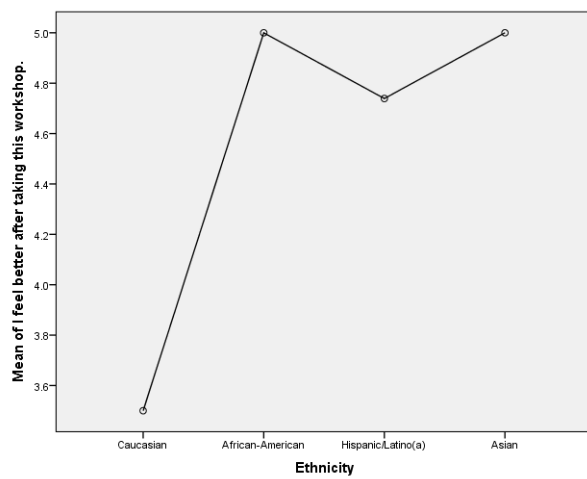
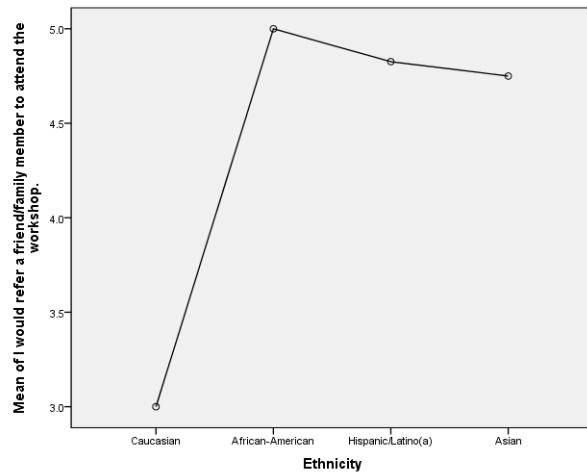
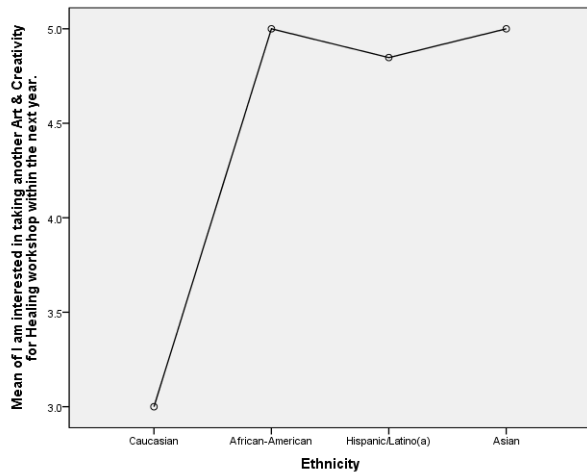
When looking at the significance of ANOVA results, anything less than .05 is generally acceptable in research. A score at less than .05 indicates that the differences in the mean values between these groups, given the sample size, is so large that similarly strong findings would be unlikely to recur by chance, even if we were replicated this study a thousand times.

Categorical Variable: Client Ethnicity

There was a one-way analysis of variance (ANOVA) tests computed for the categorical variable client ethnicity for the 2014-2016 data. The five types of client ethnicities were 1) Caucasian, 2) African American, 3) Hispanic/Latino/a American, 4) Asian American/Vietnamese, and 5) Other (bi-racial included). The client indicated their ethnicity on their client survey. There were significant differences in the two categories among the five ethnic groups for adults. The ANOVA plot charts are included for your review.

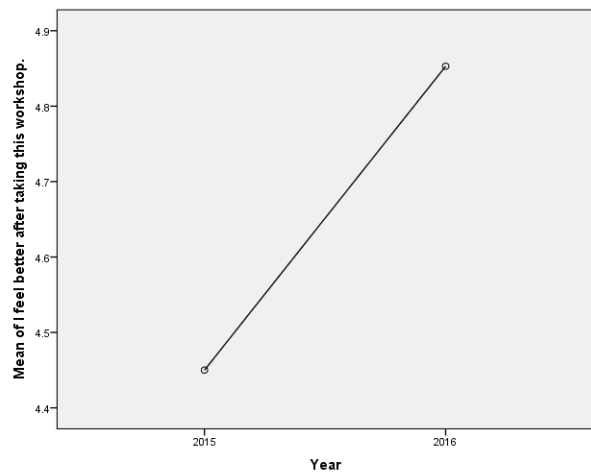
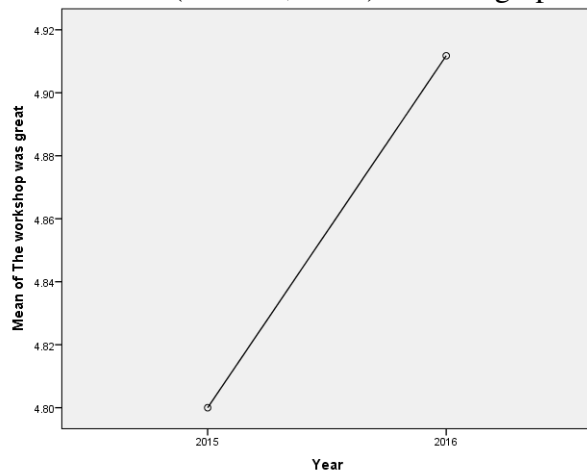
In the adult data, there were 2 individuals that were identified as a Caucasian ethnicity significantly reported lower scores both when asked to rate if the workshop helped them express their emotions ($M=3.5$, $n=2$) than the average of all ethnicities ($M=4.81$, $N=53$). Additionally, this 2 individuals in this ethnic group rated a lower when asked that they felt better after taking this workshop ($M=3.5$, $n=2$) than the total average ($M=4.75$, $N=53$). It appears that these Caucasian responses consistently responded in an overly unfavorable light in all areas except for the instructor timeliness. Because it was a small number we would only note a small caution when looking at the data for the overall numbers. There were no noted differences among the ethnicities when looking at the child questionnaires.



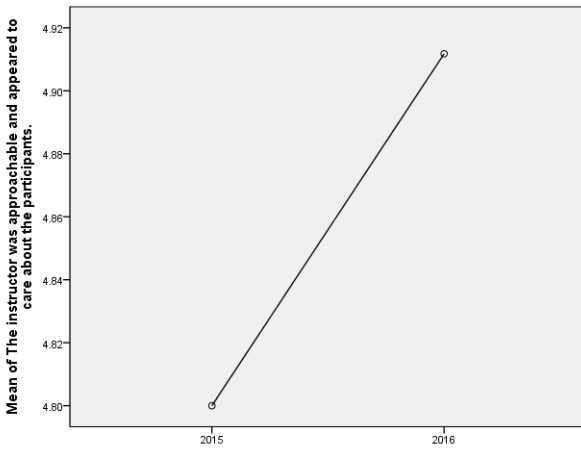


Categorical Variable: Year of Workshops

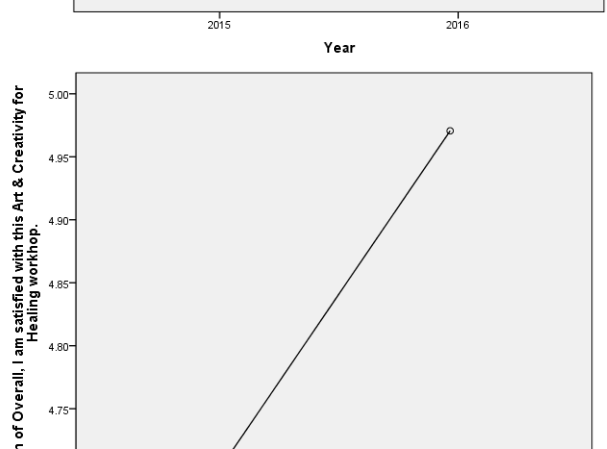
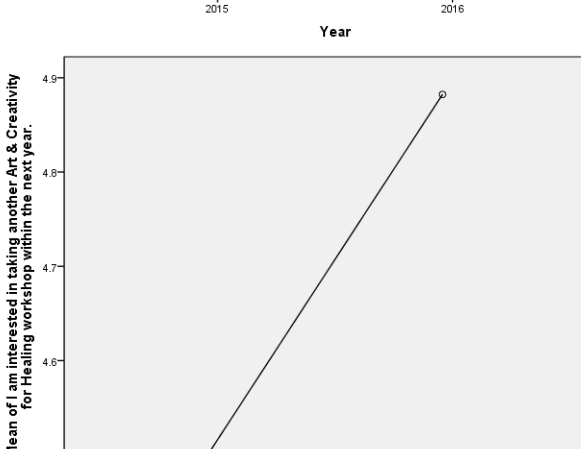
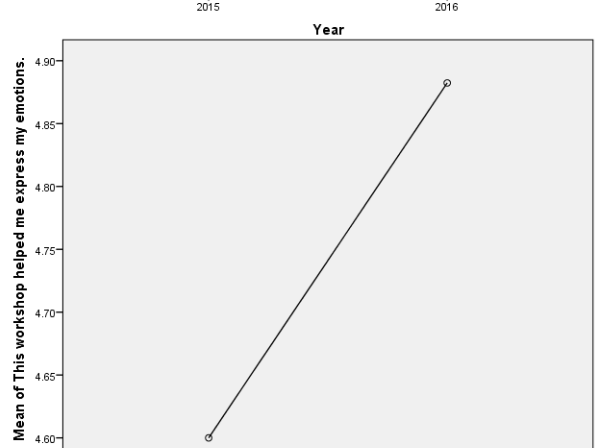
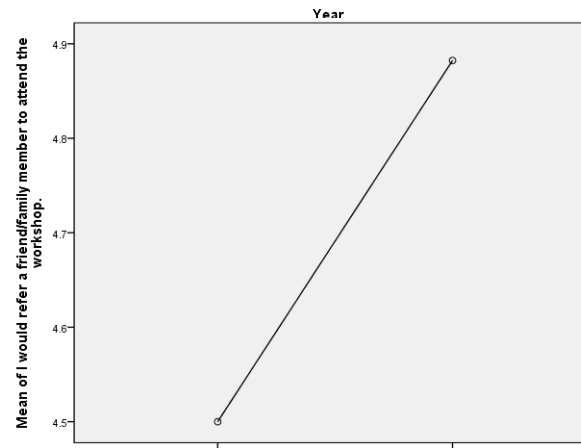
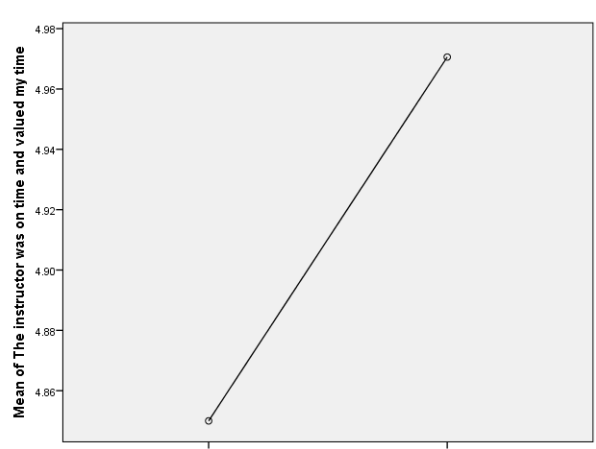
There was a one-way analysis of variance (ANOVA) tests computed for the categorical variable of year for the 2014-2016 data. The three years were 1) 2014, 2) 2015, and 2) 2016. There were no significant differences in the three years for child participants. However, for adults participants the responses were significantly higher for those that participated in 2016 compared to 2015. In 2016 those that reported higher levels of feeling better after taking the workshop ($M=4.85$, $n=34$) was than those that in 2015 ($M=4.45$, $n=20$). They were also more likely to refer a friend/family member in 2016 ($M=4.88$, $n=34$) than in 2015 ($M=4.5$, $n=20$) and more interested in taking another Art & Creativity for Healing workshop in the future in 2016 ($M=4.88$, $n=34$) than in 2015 ($M=4.5$, $n=20$). Finally, in 2016 they were more overall satisfied ($M=4.97$, $n=34$) than in 2015 ($M=4.97$, $n=20$). See the graphs below.



DoctorS Nonprofit Consulting



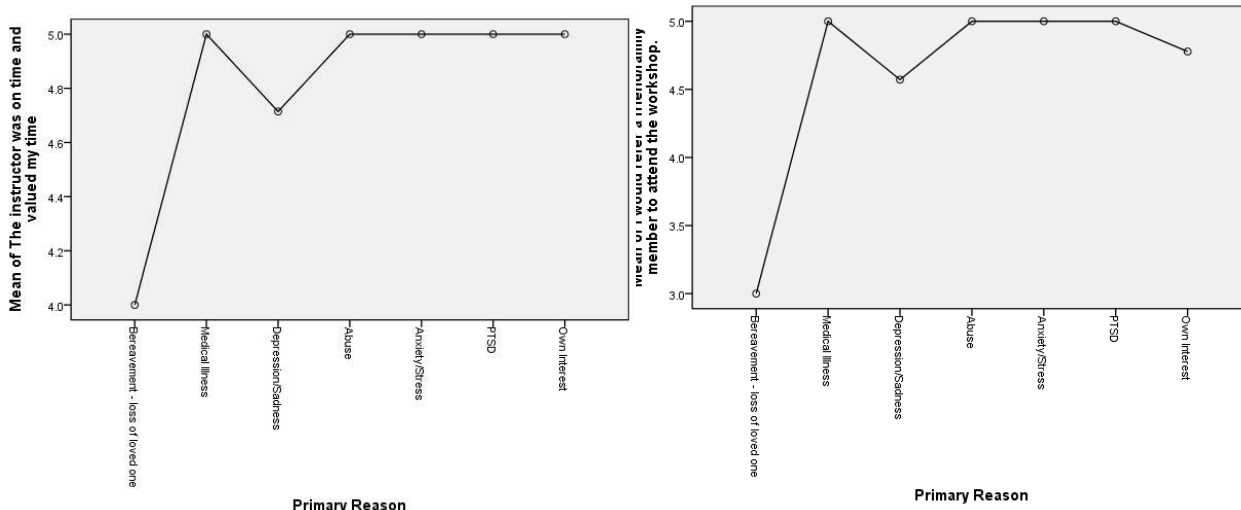
Art & Creativity for Healing



Categorical Variable: Primary Reason for Taking the Class

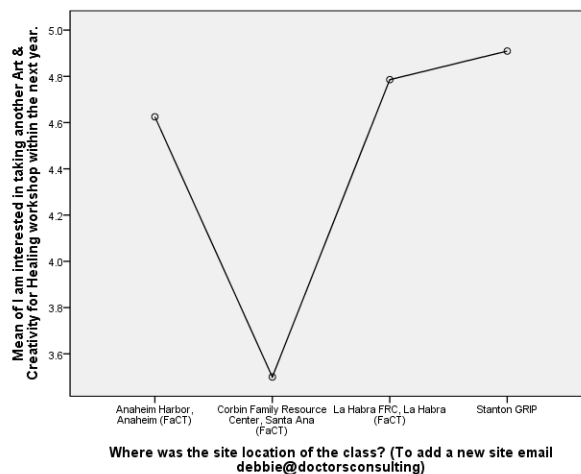
There was a one-way analysis of variance (ANOVA) tests computed for the categorical variable of Type of Workshop for the 2014-2016 data. There was one significant difference among adults for the primary reason for taking the class and workshop outcome. Those that selected bereavement – loss of loved one as the primary reason was less likely to report that the instructor was on time and valued my time ($M=4.0$, $n=1$) than the total average of all participants ($M=4.94$, $N=50$) that responded. This one individual also reported less likely to refer a family/friend

($M=3.0$, $n=1$) than the entire group ($M=4.78$, $N=50$). Because it was a small number, we would only note a minor caution when looking at the data for the overall numbers. There were no significant differences reported for child questionnaires.



Categorical Variable: Workshop Locations

There was a one-way analysis of variance (ANOVA) tests computed for the categorical variable of Type of Workshop for the 2014-2016 data. There was one significant difference for two adults that took the workshop at the Corbin Family Resource center in Santa Ana. They reported significantly lower averages ($M=3.5$, $n=2$) than the total average ($M=4.74$, $n=54$) interest in taking another Art & Creativity for Healing workshop within the next year. Because it was a small number we would only note a small caution when looking at the data for the overall numbers. There were no significant differences for child questionnaires.



LIMITATIONS

While the data was evaluated by consultants independently from program management and staff, the program staff did collect all responses and enter the data into SurveyMonkey. Overall, this

data evaluation has a respectable sample size and can generally be regarded to be an accurate indicator of the measured items.

It is important to emphasize that while correlations show the degree to which two numerical variables co-relate, they cannot measure other types of relationships. Because two variables are correlated does not necessarily mean that one variable causes the other to occur. The one significant correlation we did find was for the eight rating variables on the participant questionnaire which are all highly face valid.

ANOVAs can only be used when the groups are independent from each other. When completing a one-way ANOVA we are not able to see the possible interactions between the multiple numerical variable. Finally we are not able to find the actual cause of the difference in means, only that there is a difference.

SUMMARY

DoctorS Nonprofit Consulting (DNC) was hired by Art & Creativity for Healing, Inc. (A4H) in July 2016 to provide an outcome evaluation for the program's 2014-2016 FACT program data for participants in A4H workshops. A4H facilitates these "Art4Healing®" workshop programs at more than 40 hospitals, treatment centers, military bases, and non-profit agencies throughout Southern California. Since 2000, more than 60,000 children and adults have participated in these classes and workshops.

This data set consists of responses by 287 FACT (54 adult & 233 child questionnaires) referred individuals who received A4H services between the period of June 2014 and June 2016. Generally when working with statistical evaluation, we like to see a large sample. Data sets of this size (n=287) are generally regarded to be an accurate indicator of the measured items.

Hispanic/Latino/a Americans made up 77% and Caucasians made up 11% of program participants. Stanton was the city of residence for most (41%). Next largest city was Santa Ana (13%) and San Clemente (11%). "Expressing Feelings with Color" was the title of all the FACT workshops

The top reason that participants took workshops was own interest (82%) followed by depression/sadness (6%) and anxiety/stress (5%).

Adults tended to have higher outcome ratings than children. In particular, 81.1% (child) and 90.7% (adult) participants strongly agreed that the workshop was great, 73.4% (child) and 83.3% (adults) strongly agreed that the workshop helped them express their emotions, and 78.1% (child) and 77.8% (adults) strongly agreed that they felt better after the workshop. Seventy-seven percent of child workshop participants and 87% of adults also strongly agreed that the instructor was approachable and seemed to care about them. Eighty two percent of children participants strongly agreed that the instructor was on time compared to 92.6% of adult participants strongly agreed.

Additionally, 79.6% adult and 71.7% child participants strongly agreed that they would refer a friend or family member to this workshop. Furthermore, 78.1% children and 81.5% adult participants strongly agreed that they themselves would take another workshop from the program.

It is significant to say that 98.1% adult and 96.1% child FACT that completed the survey were satisfied with their workshop. In particular, when combining both children and adults data 85.1% *strongly* agreed that they were satisfied overall.

Correlation (Pearson r) tests were run for data from the eight questions answered on the participant survey with a rating. Correlations are useful in determining how closely one variable relates to another variable. In seven of eight rating variables listed, there was a significant correlation. For the adults, there was no relationship with the question of the workshop being great and the instructor being on time and valuing time. However, all populations combined show an overall agreement that the Art & Creativity for Healing instructors are caring and that they are overall satisfied. What this means is that the workshops are effective with the FACT program participants.

Sixty four one-way analysis of variance (ANOVA) tests were computed on four categorical variables and eight numerical values for the data. ANOVAs use statistics to compare categorical variables and numerical variables. There were significant differences in the two categories among the five ethnic groups for adults. In the adult data, there were 2 individuals that were identified as Caucasian significantly reported lower scores on how the workshop helped them express their emotions and feeling better after taking this workshop. Those that selected bereavement – loss of loved one as the primary reason was less likely to report that the instructor was on time and valued my time than the total average of all participants. This one individual also reported less likely to refer a family/friend than the entire group. Both the ethnicity and reason for taking the class was both minor numbers we would only note a small caution when looking at the data for the overall numbers.

There were also significant differences in four of the categories adults depending on what year they took the workshop. In 2016, adults, reported higher levels of feeling better after taking the workshop, more likely to refer a friend/family member, more interested in taking another Art & Creativity for Healing workshop in the future in 2016 and more overall satisfied. Finally, there were significant differences in one category among the five location sites. Corbin Family Resource center participants reported significantly lower averages than the total average interest in taking another Art & Creativity for Healing workshop within the next year.

Appendix A

Full Data Report 2014-2016

Pearson *r* Correlations Adult

		The workshop was great	This workshop helped me express my emotions.	The instructor was approachable and appeared to care about the participants.	The instructor was on time and valued my time	I feel better after taking this workshop.	I would refer a friend/family member to attend the workshop.	I am interested in taking another Art & Creativity for Healing workshop within the next year.	Overall, I am satisfied with this Art & Creativity for Healing workshop.
The workshop was great	Pearson Correlation	1	.790**	.522**	.242	.497**	.559**	.571**	.563**
	Sig. (2-tailed)		.000	.000	.078	.000	.000	.000	.000
	N	54	54	54	54	54	54	54	54
This workshop helped me express my emotions.	Pearson Correlation	.790**	1	.724**	.388**	.572**	.587**	.686**	.797**
	Sig. (2-tailed)	.000		.000	.004	.000	.000	.000	.000
	N	54	54	54	54	54	54	54	54
The instructor was approachable and appeared to care about the participants.	Pearson Correlation	.522**	.724**	1	.312*	.270*	.419**	.376**	.583**
	Sig. (2-tailed)	.000	.000		.022	.048	.002	.005	.000
	N	54	54	54	54	54	54	54	54
The instructor was on time and valued my time	Pearson Correlation	.242	.388**	.312*	1	.570**	.509**	.456**	.453**
	Sig. (2-tailed)	.078	.004	.022		.000	.000	.001	.001
	N	54	54	54	54	54	54	54	54
I feel better after taking this workshop.	Pearson Correlation	.497**	.572**	.270*	.570**	1	.780**	.497**	.635**
	Sig. (2-tailed)	.000	.000	.048	.000		.000	.000	.000
	N	54	54	54	54	54	54	54	54
I would refer a friend/family member to attend the workshop.	Pearson Correlation	.559**	.587**	.419**	.509**	.780**	1	.568**	.537**
	Sig. (2-tailed)	.000	.000	.002	.000	.000		.000	.000
	N	54	54	54	54	54	54	54	54
I am interested in taking another Art & Creativity for Healing workshop within the next year.	Pearson Correlation	.571**	.686**	.376**	.456**	.497**	.568**	1	.560**
	Sig. (2-tailed)	.000	.000	.005	.001	.000	.000		.000
	N	54	54	54	54	54	54	54	54
Overall, I am satisfied with this Art & Creativity for Healing workshop.	Pearson Correlation	.563**	.797**	.583**	.453**	.635**	.537**	.560**	1
	Sig. (2-tailed)	.000	.000	.000	.001	.000	.000	.000	
	N	54	54	54	54	54	54	54	54

** . Correlation is significant at the 0.01 level (2-tailed).

* . Correlation is significant at the 0.05 level (2-tailed).

		Correlations							
		The workshop was great	This workshop helped me express my emotions.	The instructor was approachable and appeared to care about the participants.	The instructor was on time and valued my time	I feel better after taking this workshop.	I would refer a friend/family member to attend the workshop.	I am interested in taking another Art & Creativity for Healing workshop within the next year.	Overall, I am satisfied with this Art & Creativity for Healing workshop.
Pearson <i>r</i> Correlations Child	Pearson Correlation	1	.371**	.299**	.174**	.380**	.440**	.422**	.476**
	Sig. (2-tailed)		.000	.000	.008	.000	.000	.000	.000
	N	233	233	233	233	233	233	233	233
This workshop helped me express my emotions.	Pearson Correlation	.371**	1	.342**	.363**	.568**	.433**	.532**	.445**
	Sig. (2-tailed)	.000		.000	.000	.000	.000	.000	.000
	N	233	233	233	233	233	233	233	233
The instructor was approachable and appeared to care about the participants.	Pearson Correlation	.299**	.342**	1	.271**	.418**	.319**	.350**	.244**
	Sig. (2-tailed)	.000	.000		.000	.000	.000	.000	.000
	N	233	233	233	233	233	233	233	233
The instructor was on time and valued my time	Pearson Correlation	.174**	.363**	.271**	1	.417**	.289**	.376**	.382**
	Sig. (2-tailed)	.008	.000	.000		.000	.000	.000	.000
	N	233	233	233	233	233	233	233	233
I feel better after taking this workshop.	Pearson Correlation	.380**	.568**	.418**	.417**	1	.605**	.622**	.470**
	Sig. (2-tailed)	.000	.000	.000	.000		.000	.000	.000
	N	233	233	233	233	233	233	233	233
I would refer a friend/family member to attend the workshop.	Pearson Correlation	.440**	.433**	.319**	.289**	.605**	1	.530**	.444**
	Sig. (2-tailed)	.000	.000	.000	.000	.000		.000	.000
	N	233	233	233	233	233	233	233	233
I am interested in taking another Art & Creativity for Healing workshop within the next year.	Pearson Correlation	.422**	.532**	.350**	.376**	.622**	.530**	1	.398**
	Sig. (2-tailed)	.000	.000	.000	.000	.000	.000		.000
	N	233	233	233	233	233	233	233	233
Overall, I am satisfied with this Art & Creativity for Healing workshop.	Pearson Correlation	.476**	.445**	.244**	.382**	.470**	.444**	.398**	1
	Sig. (2-tailed)	.000	.000	.000	.000	.000	.000	.000	
	N	233	233	233	233	233	233	233	233

** . Correlation is significant at the 0.01 level (2-tailed).

Category: Ethnicity - Child

		Descriptives							
		N	Mean	Std. Deviation	Std. Error	95% Confidence Interval for Mean		Minimum	Maximum
						Lower Bound	Upper Bound		
The workshop was great	Caucasian	27	4.67	.679	.131	4.40	4.94	3	5
	African-American	11	4.91	.302	.091	4.71	5.11	4	5
	Hispanic/Latino(a)	169	4.75	.646	.050	4.65	4.84	1	5
	Asian	13	4.77	.439	.122	4.50	5.03	4	5
	Other	5	4.80	.447	.200	4.24	5.36	4	5
	Total	225	4.75	.622	.041	4.67	4.83	1	5
This workshop helped me express my emotions.	Caucasian	27	4.63	.565	.109	4.41	4.85	3	5
	African-American	11	4.91	.302	.091	4.71	5.11	4	5
	Hispanic/Latino(a)	169	4.63	.753	.058	4.52	4.75	1	5
	Asian	13	4.00	1.155	.320	3.30	4.70	1	5
	Other	5	4.00	1.732	.775	1.85	6.15	1	5
	Total	225	4.60	.791	.053	4.49	4.70	1	5
The instructor was approachable and appeared to care about the participants.	Caucasian	27	4.74	.594	.114	4.51	4.98	3	5
	African-American	11	4.91	.302	.091	4.71	5.11	4	5
	Hispanic/Latino(a)	169	4.66	.732	.056	4.55	4.77	1	5
	Asian	13	4.54	.519	.144	4.22	4.85	4	5
	Other	5	5.00	.000	.000	5.00	5.00	5	5
	Total	225	4.68	.685	.046	4.59	4.77	1	5
The instructor was on time and valued my time	Caucasian	27	4.56	.801	.154	4.24	4.87	2	5
	African-American	11	5.00	.000	.000	5.00	5.00	5	5
	Hispanic/Latino(a)	169	4.80	.518	.040	4.72	4.88	2	5
	Asian	13	4.69	.480	.133	4.40	4.98	4	5
	Other	5	4.40	.894	.400	3.29	5.51	3	5
	Total	225	4.76	.561	.037	4.69	4.84	2	5
I feel better after taking this workshop.	Caucasian	27	4.59	.888	.171	4.24	4.94	1	5
	African-American	11	4.91	.302	.091	4.71	5.11	4	5
	Hispanic/Latino(a)	169	4.67	.738	.057	4.56	4.78	1	5
	Asian	13	4.54	.660	.183	4.14	4.94	3	5
	Other	5	4.80	.447	.200	4.24	5.36	4	5
	Total	225	4.67	.732	.049	4.57	4.76	1	5
I would refer a friend/family member to attend the workshop.	Caucasian	27	4.56	.801	.154	4.24	4.87	2	5
	African-American	11	4.91	.302	.091	4.71	5.11	4	5
	Hispanic/Latino(a)	169	4.53	.887	.068	4.40	4.67	1	5
	Asian	13	4.31	.751	.208	3.85	4.76	3	5
	Other	5	4.60	.894	.400	3.49	5.71	3	5
	Total	225	4.54	.850	.057	4.43	4.65	1	5
I am interested in taking another Art & Creativity for Healing	Caucasian	27	4.70	.609	.117	4.46	4.94	3	5
	African-American	11	4.82	.603	.182	4.41	5.22	3	5
	Hispanic/Latino(a)	169	4.69	.773	.059	4.57	4.80	1	5

workshop within the next year.	Asian	13	4.38	.870	.241	3.86	4.91	2	5
	Other	5	4.40	1.342	.600	2.73	6.07	2	5
	Total	225	4.67	.767	.051	4.57	4.77	1	5
Overall, I am satisfied with this Art & Creativity for Healing workshop.	Caucasian	27	4.78	.506	.097	4.58	4.98	3	5
	African-American	11	4.91	.302	.091	4.71	5.11	4	5
	Hispanic/Latino(a)	169	4.79	.616	.047	4.70	4.89	1	5
	Asian	13	4.77	.439	.122	4.50	5.03	4	5
	Other	5	4.80	.447	.200	4.24	5.36	4	5
Total	225	4.80	.577	.038	4.72	4.87	1	5	

		ANOVA				
		Sum of Squares	df	Mean Square	F	Sig.
The workshop was great	Between Groups	.484	4	.121	.309	.872
	Within Groups	86.076	220	.391		
	Total	86.560	224			
This workshop helped me express my emotions.	Between Groups	7.736	4	1.934	3.212	.014
	Within Groups	132.460	220	.602		
	Total	140.196	224			
The instructor was approachable and appeared to care about the participants.	Between Groups	1.540	4	.385	.819	.514
	Within Groups	103.420	220	.470		
	Total	104.960	224			
The instructor was on time and valued my time	Between Groups	2.720	4	.680	2.207	.069
	Within Groups	67.796	220	.308		
	Total	70.516	224			
I feel better after taking this workshop.	Between Groups	1.098	4	.274	.508	.730
	Within Groups	118.902	220	.540		
	Total	120.000	224			
I would refer a friend/family member to attend the workshop.	Between Groups	2.233	4	.558	.769	.546
	Within Groups	159.616	220	.726		
	Total	161.849	224			
I am interested in taking another Art & Creativity for Healing workshop within the next year.	Between Groups	1.741	4	.435	.737	.568
	Within Groups	129.922	220	.591		
	Total	131.662	224			
Overall, I am satisfied with this Art & Creativity for Healing workshop.	Between Groups	.161	4	.040	.119	.976
	Within Groups	74.435	220	.338		
	Total	74.596	224			

Category: Ethnicity - Adult

		Descriptives							
		N	Mean	Std. Deviation	Std. Error	95% Confidence Interval for Mean Lower Bound	95% Confidence Interval for Mean Upper Bound	Minimum	Maximum
The workshop was great	Caucasian	2	4.00	1.414	1.000	-8.71	16.71	3	5
	African-American	1	5.00	5	5
	Hispanic/Latino(a)	46	4.91	.354	.052	4.81	5.02	3	5
	Asian	4	5.00	.000	.000	5.00	5.00	5	5
	Total	53	4.89	.423	.058	4.77	5.00	3	5
This workshop helped me express my emotions.	Caucasian	2	3.50	2.121	1.500	-15.56	22.56	2	5
	African-American	1	5.00	5	5
	Hispanic/Latino(a)	46	4.87	.341	.050	4.77	4.97	4	5
	Asian	4	4.75	.500	.250	3.95	5.55	4	5
	Total	53	4.81	.521	.072	4.67	4.95	2	5
The instructor was approachable and appeared to care about the participants.	Caucasian	2	4.50	.707	.500	-1.85	10.85	4	5
	African-American	1	5.00	5	5
	Hispanic/Latino(a)	46	4.91	.285	.042	4.83	5.00	4	5
	Asian	4	4.75	.500	.250	3.95	5.55	4	5
	Total	53	4.89	.320	.044	4.80	4.97	4	5
The instructor was on time and valued my time	Caucasian	2	5.00	.000	.000	5.00	5.00	5	5
	African-American	1	5.00	5	5
	Hispanic/Latino(a)	46	4.93	.250	.037	4.86	5.01	4	5
	Asian	4	5.00	.000	.000	5.00	5.00	5	5
	Total	53	4.94	.233	.032	4.88	5.01	4	5
I feel better after taking this workshop.	Caucasian	2	3.50	.707	.500	-2.85	9.85	3	4
	African-American	1	5.00	5	5
	Hispanic/Latino(a)	46	4.74	.575	.085	4.57	4.91	3	5
	Asian	4	5.00	.000	.000	5.00	5.00	5	5
	Total	53	4.72	.601	.082	4.55	4.88	3	5
I would refer a friend/family member to attend the workshop.	Caucasian	2	3.00	.000	.000	3.00	3.00	3	3
	African-American	1	5.00	5	5
	Hispanic/Latino(a)	46	4.83	.437	.064	4.70	4.96	3	5
	Asian	4	4.75	.500	.250	3.95	5.55	4	5
	Total	53	4.75	.551	.076	4.60	4.91	3	5
I am interested in taking another Art & Creativity for Healing workshop within the next year.	Caucasian	2	3.00	.000	.000	3.00	3.00	3	3
	African-American	1	5.00	5	5
	Hispanic/Latino(a)	46	4.85	.363	.054	4.74	4.96	4	5
	Asian	4	5.00	.000	.000	5.00	5.00	5	5
	Total	53	4.79	.495	.068	4.66	4.93	3	5
Overall, I am satisfied with this Art & Creativity for Healing workshop.	Caucasian	2	4.00	1.414	1.000	-8.71	16.71	3	5
	African-American	1	5.00	5	5
	Hispanic/Latino(a)	46	4.91	.285	.042	4.83	5.00	4	5
	Asian	4	5.00	.000	.000	5.00	5.00	5	5
	Total	53	4.89	.375	.052	4.78	4.99	3	5

		ANOVA				
		Sum of Squares	df	Mean Square	F	Sig.
The workshop was great	Between Groups	1.669	3	.556	3.562	.021
	Within Groups	7.652	49	.156		
	Total	9.321	52			
This workshop helped me express my emotions.	Between Groups	3.646	3	1.215	5.689	.002
	Within Groups	10.467	49	.214		
	Total	14.113	52			
The instructor was approachable and appeared to care about the participants.	Between Groups	.419	3	.140	1.395	.256
	Within Groups	4.902	49	.100		
	Total	5.321	52			
The instructor was on time and valued my time	Between Groups	.026	3	.009	.151	.929
	Within Groups	2.804	49	.057		
	Total	2.830	52			
I feel better after taking this workshop.	Between Groups	3.385	3	1.128	3.597	.020
	Within Groups	15.370	49	.314		
	Total	18.755	52			
I would refer a friend/family member to attend the workshop.	Between Groups	6.453	3	2.151	11.261	.000
	Within Groups	9.359	49	.191		
	Total	15.811	52			
I am interested in taking another Art & Creativity for Healing workshop within the next year.	Between Groups	6.782	3	2.261	18.666	.000
	Within Groups	5.935	49	.121		
	Total	12.717	52			
Overall, I am satisfied with this Art & Creativity for Healing workshop.	Between Groups	1.669	3	.556	4.822	.005
	Within Groups	5.652	49	.115		
	Total	7.321	52			

Category: Location Site – Child

Descriptives

		N	Mean	Std. Deviation	Std. Error	95% Confidence Interval for Mean		Minimum	Maximum
						Lower Bound	Upper Bound		
The workshop was great	Anaheim Harbor, Anaheim (FaCT)	25	4.64	.638	.128	4.38	4.90	3	5
	Corbin Family Resource Center, Santa Ana (FaCT)	11	4.64	.674	.203	4.18	5.09	3	5
	La Habra FRC, La Habra (FaCT)	34	4.74	.567	.097	4.54	4.93	3	5
	Minnie St. FRC, Santa Ana (FaCT)	21	4.67	.966	.211	4.23	5.11	1	5
	Stanton GRIP	142	4.77	.576	.048	4.68	4.87	1	5
	Total	233	4.74	.626	.041	4.66	4.82	1	5
This workshop helped me express my emotions.	Anaheim Harbor, Anaheim (FaCT)	25	4.40	.866	.173	4.04	4.76	2	5
	Corbin Family Resource Center, Santa Ana (FaCT)	11	4.18	.751	.226	3.68	4.69	3	5
	La Habra FRC, La Habra (FaCT)	34	4.59	.857	.147	4.29	4.89	2	5
	Minnie St. FRC, Santa Ana (FaCT)	21	4.81	.512	.112	4.58	5.04	3	5
	Stanton GRIP	142	4.63	.804	.067	4.49	4.76	1	5
	Total	233	4.59	.799	.052	4.49	4.70	1	5
The instructor was approachable and appeared to care about the participants.	Anaheim Harbor, Anaheim (FaCT)	25	4.64	.700	.140	4.35	4.93	3	5
	Corbin Family Resource Center, Santa Ana (FaCT)	11	4.45	.688	.207	3.99	4.92	3	5
	La Habra FRC, La Habra (FaCT)	34	4.62	.652	.112	4.39	4.85	3	5
	Minnie St. FRC, Santa Ana (FaCT)	21	4.76	.889	.194	4.36	5.17	1	5
	Stanton GRIP	142	4.69	.665	.056	4.58	4.80	2	5
	Total	233	4.67	.687	.045	4.58	4.76	1	5
The instructor was on time and valued my time	Anaheim Harbor, Anaheim (FaCT)	25	4.80	.500	.100	4.59	5.01	3	5
	Corbin Family Resource Center, Santa Ana (FaCT)	11	4.64	.674	.203	4.18	5.09	3	5
	La Habra FRC, La Habra (FaCT)	34	4.79	.479	.082	4.63	4.96	3	5
	Minnie St. FRC, Santa Ana (FaCT)	21	4.71	.784	.171	4.36	5.07	2	5
	Stanton GRIP	142	4.76	.558	.047	4.67	4.85	2	5
	Total	233	4.76	.567	.037	4.69	4.83	2	5
I feel better after taking this workshop.	Anaheim Harbor, Anaheim (FaCT)	25	4.44	.821	.164	4.10	4.78	3	5
	Corbin Family Resource Center, Santa Ana (FaCT)	11	4.27	1.009	.304	3.59	4.95	2	5
	La Habra FRC, La Habra (FaCT)	34	4.65	.812	.139	4.36	4.93	2	5
	Minnie St. FRC, Santa Ana (FaCT)	21	4.67	.966	.211	4.23	5.11	1	5
	Stanton GRIP	142	4.73	.643	.054	4.62	4.83	1	5
	Total	233	4.66	.744	.049	4.56	4.75	1	5
I would refer a friend/family member to attend the workshop.	Anaheim Harbor, Anaheim (FaCT)	25	4.44	.768	.154	4.12	4.76	3	5
	Corbin Family Resource Center, Santa Ana (FaCT)	11	4.00	1.095	.330	3.26	4.74	2	5

	La Habra FRC, La Habra (FaCT)	34	4.47	.961	.165	4.14	4.81	1	5
	Minnie St. FRC, Santa Ana (FaCT)	21	4.29	1.347	.294	3.67	4.90	1	5
	Stanton GRIP	142	4.65	.736	.062	4.53	4.77	1	5
	Total	233	4.54	.871	.057	4.42	4.65	1	5
I am interested in taking another Art & Creativity for Healing workshop within the next year.	Anaheim Harbor, Anaheim (FaCT)	25	4.64	.700	.140	4.35	4.93	3	5
	Corbin Family Resource Center, Santa Ana (FaCT)	11	4.36	1.120	.338	3.61	5.12	2	5
	La Habra FRC, La Habra (FaCT)	34	4.53	1.051	.180	4.16	4.90	1	5
	Minnie St. FRC, Santa Ana (FaCT)	21	4.86	.478	.104	4.64	5.07	3	5
	Stanton GRIP	142	4.70	.744	.062	4.57	4.82	1	5
	Total	233	4.67	.793	.052	4.56	4.77	1	5
Overall, I am satisfied with this Art & Creativity for Healing workshop.	Anaheim Harbor, Anaheim (FaCT)	25	4.84	.473	.095	4.64	5.04	3	5
	Corbin Family Resource Center, Santa Ana (FaCT)	11	4.64	.674	.203	4.18	5.09	3	5
	La Habra FRC, La Habra (FaCT)	34	4.74	.567	.097	4.54	4.93	3	5
	Minnie St. FRC, Santa Ana (FaCT)	21	4.62	.973	.212	4.18	5.06	1	5
	Stanton GRIP	142	4.82	.509	.043	4.74	4.91	1	5
	Total	233	4.79	.577	.038	4.71	4.86	1	5

ANOVA

		Sum of Squares	df	Mean Square	F	Sig.
The workshop was great	Between Groups	.652	4	.163	.411	.801
	Within Groups	90.379	228	.396		
	Total	91.030	232			
This workshop helped me express my emotions.	Between Groups	3.938	4	.985	1.555	.187
	Within Groups	144.328	228	.633		
	Total	148.266	232			
The instructor was approachable and appeared to care about the participants.	Between Groups	.861	4	.215	.452	.771
	Within Groups	108.692	228	.477		
	Total	109.554	232			
The instructor was on time and valued my time	Between Groups	.292	4	.073	.224	.925
	Within Groups	74.249	228	.326		
	Total	74.541	232			
I feel better after taking this workshop.	Between Groups	3.470	4	.868	1.582	.180
	Within Groups	125.062	228	.549		
	Total	128.532	232			
I would refer a friend/family member to attend the workshop.	Between Groups	6.629	4	1.657	2.232	.066
	Within Groups	169.311	228	.743		
	Total	175.940	232			
I am interested in taking another Art & Creativity for Healing workshop within the next year.	Between Groups	2.562	4	.641	1.019	.398
	Within Groups	143.326	228	.629		
	Total	145.888	232			
Overall, I am satisfied with this Art & Creativity for Healing workshop.	Between Groups	1.196	4	.299	.896	.467
	Within Groups	76.074	228	.334		

Total	77.270	232			
-------	--------	-----	--	--	--

Category: Location Site - Adult

Descriptives

		N	Mean	Std. Deviation	Std. Error	95% Confidence Interval for Mean		Minimum	Maximum
						Lower Bound	Upper Bound		
The workshop was great	Anaheim Harbor, Anaheim (FaCT)	16	4.81	.544	.136	4.52	5.10	3	5
	Corbin Family Resource Center, Santa Ana (FaCT)	2	4.50	.707	.500	-1.85	10.85	4	5
	La Habra FRC, La Habra (FaCT)	14	4.86	.535	.143	4.55	5.17	3	5
	Stanton GRIP	22	4.95	.213	.045	4.86	5.05	4	5
	Total	54	4.87	.436	.059	4.75	4.99	3	5
This workshop helped me express my emotions.	Anaheim Harbor, Anaheim (FaCT)	16	4.56	.814	.203	4.13	5.00	2	5
	Corbin Family Resource Center, Santa Ana (FaCT)	2	4.00	1.414	1.000	-8.71	16.71	3	5
	La Habra FRC, La Habra (FaCT)	14	4.93	.267	.071	4.77	5.08	4	5
	Stanton GRIP	22	4.91	.294	.063	4.78	5.04	4	5
	Total	54	4.78	.572	.078	4.62	4.93	2	5
The instructor was approachable and appeared to care about the participants.	Anaheim Harbor, Anaheim (FaCT)	16	4.75	.447	.112	4.51	4.99	4	5
	Corbin Family Resource Center, Santa Ana (FaCT)	2	4.50	.707	.500	-1.85	10.85	4	5
	La Habra FRC, La Habra (FaCT)	14	5.00	.000	.000	5.00	5.00	5	5
	Stanton GRIP	22	4.91	.294	.063	4.78	5.04	4	5
	Total	54	4.87	.339	.046	4.78	4.96	4	5
The instructor was on time and valued my time	Anaheim Harbor, Anaheim (FaCT)	16	4.88	.342	.085	4.69	5.06	4	5
	Corbin Family Resource Center, Santa Ana (FaCT)	2	4.50	.707	.500	-1.85	10.85	4	5
	La Habra FRC, La Habra (FaCT)	14	5.00	.000	.000	5.00	5.00	5	5
	Stanton GRIP	22	4.95	.213	.045	4.86	5.05	4	5
	Total	54	4.93	.264	.036	4.85	5.00	4	5
I feel better after taking this workshop.	Anaheim Harbor, Anaheim (FaCT)	16	4.44	.814	.203	4.00	4.87	3	5
	Corbin Family Resource Center, Santa Ana (FaCT)	2	4.50	.707	.500	-1.85	10.85	4	5
	La Habra FRC, La Habra (FaCT)	14	4.86	.363	.097	4.65	5.07	4	5
	Stanton GRIP	22	4.82	.501	.107	4.60	5.04	3	5
	Total	54	4.70	.603	.082	4.54	4.87	3	5
I would refer a friend/family member to attend the workshop.	Anaheim Harbor, Anaheim (FaCT)	16	4.50	.816	.204	4.06	4.94	3	5
	Corbin Family Resource Center, Santa Ana (FaCT)	2	4.50	.707	.500	-1.85	10.85	4	5
	La Habra FRC, La Habra (FaCT)	14	4.93	.267	.071	4.77	5.08	4	5

	Stanton GRIP	22	4.82	.395	.084	4.64	4.99	4	5
	Total	54	4.74	.556	.076	4.59	4.89	3	5
I am interested in taking another Art & Creativity for Healing workshop within the next year.	Anaheim Harbor, Anaheim (FaCT)	16	4.63	.719	.180	4.24	5.01	3	5
	Corbin Family Resource Center, Santa Ana (FaCT)	2	3.50	2.121	1.500	-15.56	22.56	2	5
	La Habra FRC, La Habra (FaCT)	14	4.79	.426	.114	4.54	5.03	4	5
	Stanton GRIP	22	4.91	.294	.063	4.78	5.04	4	5
	Total	54	4.74	.620	.084	4.57	4.91	2	5
Overall, I am satisfied with this Art & Creativity for Healing workshop.	Anaheim Harbor, Anaheim (FaCT)	16	4.75	.577	.144	4.44	5.06	3	5
	Corbin Family Resource Center, Santa Ana (FaCT)	2	4.50	.707	.500	-1.85	10.85	4	5
	La Habra FRC, La Habra (FaCT)	14	5.00	.000	.000	5.00	5.00	5	5
	Stanton GRIP	22	4.91	.294	.063	4.78	5.04	4	5
	Total	54	4.87	.391	.053	4.76	4.98	3	5

		ANOVA				
		Sum of Squares	df	Mean Square	F	Sig.
The workshop was great	Between Groups	.486	3	.162	.844	.476
	Within Groups	9.606	50	.192		
	Total	10.093	53			
This workshop helped me express my emotions.	Between Groups	2.649	3	.883	3.007	.039
	Within Groups	14.684	50	.294		
	Total	17.333	53			
The instructor was approachable and appeared to care about the participants.	Between Groups	.774	3	.258	2.427	.076
	Within Groups	5.318	50	.106		
	Total	6.093	53			
The instructor was on time and valued my time	Between Groups	.499	3	.166	2.596	.063
	Within Groups	3.205	50	.064		
	Total	3.704	53			
I feel better after taking this workshop.	Between Groups	1.835	3	.612	1.755	.168
	Within Groups	17.425	50	.348		
	Total	19.259	53			
I would refer a friend/family member to attend the workshop.	Between Groups	1.669	3	.556	1.892	.143
	Within Groups	14.701	50	.294		
	Total	16.370	53			
I am interested in taking another Art & Creativity for Healing workshop within the next year.	Between Groups	3.945	3	1.315	4.003	.012
	Within Groups	16.425	50	.329		
	Total	20.370	53			
Overall, I am satisfied with this Art & Creativity for Healing workshop.	Between Groups	.774	3	.258	1.764	.166
	Within Groups	7.318	50	.146		
	Total	8.093	53			

Category: Year – Child

		Descriptives								
		N	Mean	Std. Deviation	Std. Error	95% Confidence Interval for Mean		Minimum	Maximum	
						Lower Bound	Upper Bound			
The workshop was great	2014	11	4.64	1.206	.364	3.83	5.45	1	5	
	2015	131	4.78	.586	.051	4.68	4.88	1	5	
	2016	91	4.69	.591	.062	4.57	4.82	3	5	
	Total	233	4.74	.626	.041	4.66	4.82	1	5	
This workshop helped me express my emotions.	2014	11	4.82	.603	.182	4.41	5.22	3	5	
	2015	131	4.59	.822	.072	4.45	4.73	1	5	
	2016	91	4.57	.791	.083	4.41	4.74	2	5	
	Total	233	4.59	.799	.052	4.49	4.70	1	5	
The instructor was approachable and appeared to care about the participants.	2014	11	4.64	1.206	.364	3.83	5.45	1	5	
	2015	131	4.68	.682	.060	4.56	4.80	2	5	
	2016	91	4.66	.619	.065	4.53	4.79	3	5	
	Total	233	4.67	.687	.045	4.58	4.76	1	5	
The instructor was on time and valued my time	2014	11	4.73	.905	.273	4.12	5.33	2	5	
	2015	131	4.76	.570	.050	4.66	4.85	2	5	
	2016	91	4.77	.518	.054	4.66	4.88	3	5	
	Total	233	4.76	.567	.037	4.69	4.83	2	5	
I feel better after taking this workshop.	2014	11	4.55	1.214	.366	3.73	5.36	1	5	
	2015	131	4.71	.685	.060	4.59	4.83	1	5	
	2016	91	4.59	.760	.080	4.44	4.75	2	5	
	Total	233	4.66	.744	.049	4.56	4.75	1	5	
I would refer a friend/family member to attend the workshop.	2014	11	4.09	1.640	.495	2.99	5.19	1	5	
	2015	131	4.56	.805	.070	4.43	4.70	2	5	
	2016	91	4.55	.834	.087	4.38	4.72	1	5	
	Total	233	4.54	.871	.057	4.42	4.65	1	5	
I am interested in taking another Art & Creativity for Healing workshop within the next year.	2014	11	5.00	.000	.000	5.00	5.00	5	5	
	2015	131	4.66	.771	.067	4.53	4.80	1	5	
	2016	91	4.63	.865	.091	4.45	4.81	1	5	
	Total	233	4.67	.793	.052	4.56	4.77	1	5	
Overall, I am satisfied with this Art & Creativity for Healing workshop.	2014	11	4.45	1.293	.390	3.59	5.32	1	5	
	2015	131	4.84	.524	.046	4.75	4.93	1	5	
	2016	91	4.75	.508	.053	4.64	4.85	3	5	
	Total	233	4.79	.577	.038	4.71	4.86	1	5	

		ANOVA				
		Sum of Squares	df	Mean Square	F	Sig.
The workshop was great	Between Groups	.520	2	.260	.660	.518
	Within Groups	90.510	230	.394		
	Total	91.030	232			
This workshop helped me express my emotions.	Between Groups	.604	2	.302	.470	.626
	Within Groups	147.663	230	.642		
	Total	148.266	232			
The instructor was approachable and appeared to care about the participants.	Between Groups	.034	2	.017	.036	.965
	Within Groups	109.519	230	.476		
	Total	109.554	232			
The instructor was on time and valued my time	Between Groups	.022	2	.011	.034	.967
	Within Groups	74.519	230	.324		
	Total	74.541	232			
I feel better after taking this workshop.	Between Groups	.872	2	.436	.785	.457
	Within Groups	127.660	230	.555		
	Total	128.532	232			
I would refer a friend/family member to attend the workshop.	Between Groups	2.305	2	1.152	1.527	.219
	Within Groups	173.635	230	.755		
	Total	175.940	232			
I am interested in taking another Art & Creativity for Healing workshop within the next year.	Between Groups	1.370	2	.685	1.090	.338
	Within Groups	144.518	230	.628		
	Total	145.888	232			
Overall, I am satisfied with this Art & Creativity for Healing workshop.	Between Groups	1.723	2	.861	2.622	.075
	Within Groups	75.548	230	.328		
	Total	77.270	232			

Category: Year - Adult

		Descriptives								
		N	Mean	Std. Deviation	Std. Error	95% Confidence Interval for Mean		Minimum	Maximum	
						Lower Bound	Upper Bound			
The workshop was great	2015	20	4.80	.523	.117	4.56	5.04	3	5	
	2016	34	4.91	.379	.065	4.78	5.04	3	5	
	Total	54	4.87	.436	.059	4.75	4.99	3	5	
This workshop helped me express my emotions.	2015	20	4.60	.821	.184	4.22	4.98	2	5	
	2016	34	4.88	.327	.056	4.77	5.00	4	5	
	Total	54	4.78	.572	.078	4.62	4.93	2	5	
The instructor was approachable and appeared to care about the participants.	2015	20	4.80	.410	.092	4.61	4.99	4	5	
	2016	34	4.91	.288	.049	4.81	5.01	4	5	
	Total	54	4.87	.339	.046	4.78	4.96	4	5	
The instructor was on time and valued my time	2015	20	4.85	.366	.082	4.68	5.02	4	5	
	2016	34	4.97	.171	.029	4.91	5.03	4	5	
	Total	54	4.93	.264	.036	4.85	5.00	4	5	
I feel better after taking this workshop.	2015	20	4.45	.759	.170	4.09	4.81	3	5	
	2016	34	4.85	.436	.075	4.70	5.00	3	5	
	Total	54	4.70	.603	.082	4.54	4.87	3	5	
I would refer a friend/family member to attend the workshop.	2015	20	4.50	.761	.170	4.14	4.86	3	5	
	2016	34	4.88	.327	.056	4.77	5.00	4	5	
	Total	54	4.74	.556	.076	4.59	4.89	3	5	
I am interested in taking another Art & Creativity for Healing workshop within the next year.	2015	20	4.50	.889	.199	4.08	4.92	2	5	
	2016	34	4.88	.327	.056	4.77	5.00	4	5	
	Total	54	4.74	.620	.084	4.57	4.91	2	5	
Overall, I am satisfied with this Art & Creativity for Healing workshop.	2015	20	4.70	.571	.128	4.43	4.97	3	5	
	2016	34	4.97	.171	.029	4.91	5.03	4	5	
	Total	54	4.87	.391	.053	4.76	4.98	3	5	

		ANOVA				
		Sum of Squares	df	Mean Square	F	Sig.
The workshop was great	Between Groups	.157	1	.157	.823	.368
	Within Groups	9.935	52	.191		
	Total	10.093	53			
This workshop helped me express my emotions.	Between Groups	1.004	1	1.004	3.197	.080
	Within Groups	16.329	52	.314		
	Total	17.333	53			
The instructor was approachable and appeared to care about the participants.	Between Groups	.157	1	.157	1.378	.246
	Within Groups	5.935	52	.114		
	Total	6.093	53			
The instructor was on time and valued my time	Between Groups	.183	1	.183	2.705	.106
	Within Groups	3.521	52	.068		
	Total	3.704	53			
I feel better after taking this workshop.	Between Groups	2.045	1	2.045	6.176	.016
	Within Groups	17.215	52	.331		
	Total	19.259	53			
I would refer a friend/family member to attend the workshop.	Between Groups	1.841	1	1.841	6.589	.013
	Within Groups	14.529	52	.279		
	Total	16.370	53			
I am interested in taking another Art & Creativity for Healing workshop within the next year.	Between Groups	1.841	1	1.841	5.166	.027
	Within Groups	18.529	52	.356		
	Total	20.370	53			
Overall, I am satisfied with this Art & Creativity for Healing workshop.	Between Groups	.922	1	.922	6.686	.013
	Within Groups	7.171	52	.138		
	Total	8.093	53			

Category: Primary Reason-Child

		Descriptives					95% Confidence Interval for Mean		Minimum	Maximum
		N	Mean	Std. Deviation	Std. Error	Lower Bound	Upper Bound			
The workshop was great	Bereavement - loss of loved one	4	4.75	.500	.250	3.95	5.55	4	5	
	Medical Illness	1	5.00	5	5	
	Depression/Sadness	8	4.88	.354	.125	4.58	5.17	4	5	
	Anxiety/Stress	3	5.00	.000	.000	5.00	5.00	5	5	
	Homeless	11	4.64	1.206	.364	3.83	5.45	1	5	
	Own Interest	196	4.74	.598	.043	4.66	4.82	1	5	
	Total	223	4.74	.624	.042	4.66	4.83	1	5	
This workshop helped me express my emotions.	Bereavement - loss of loved one	4	3.50	1.915	.957	.45	6.55	1	5	
	Medical Illness	1	5.00	5	5	
	Depression/Sadness	8	4.88	.354	.125	4.58	5.17	4	5	
	Anxiety/Stress	3	4.67	.577	.333	3.23	6.10	4	5	
	Homeless	11	4.82	.603	.182	4.41	5.22	3	5	
	Own Interest	196	4.58	.790	.056	4.47	4.69	1	5	
	Total	223	4.59	.806	.054	4.48	4.69	1	5	
The instructor was approachable and appeared to care about the participants.	Bereavement - loss of loved one	4	4.50	1.000	.500	2.91	6.09	3	5	
	Medical Illness	1	5.00	5	5	
	Depression/Sadness	8	5.00	.000	.000	5.00	5.00	5	5	
	Anxiety/Stress	3	4.33	.577	.333	2.90	5.77	4	5	
	Homeless	11	4.64	1.206	.364	3.83	5.45	1	5	
	Own Interest	196	4.68	.650	.046	4.59	4.78	2	5	
	Total	223	4.69	.678	.045	4.60	4.78	1	5	
The instructor was on time and valued my time	Bereavement - loss of loved one	4	5.00	.000	.000	5.00	5.00	5	5	
	Medical Illness	1	5.00	5	5	
	Depression/Sadness	8	5.00	.000	.000	5.00	5.00	5	5	
	Anxiety/Stress	3	4.33	.577	.333	2.90	5.77	4	5	
	Homeless	11	4.73	.905	.273	4.12	5.33	2	5	
	Own Interest	196	4.76	.565	.040	4.68	4.83	2	5	
	Total	223	4.76	.571	.038	4.69	4.84	2	5	
I feel better after taking this workshop.	Bereavement - loss of loved one	4	4.50	1.000	.500	2.91	6.09	3	5	
	Medical Illness	1	5.00	5	5	
	Depression/Sadness	8	4.63	.744	.263	4.00	5.25	3	5	
	Anxiety/Stress	3	5.00	.000	.000	5.00	5.00	5	5	
	Homeless	11	4.55	1.214	.366	3.73	5.36	1	5	
	Own Interest	196	4.67	.721	.052	4.57	4.77	1	5	
	Total	223	4.66	.747	.050	4.57	4.76	1	5	
I would refer a friend/family member to attend the workshop.	Bereavement - loss of loved one	4	4.50	1.000	.500	2.91	6.09	3	5	
	Medical Illness	1	5.00	5	5	
	Depression/Sadness	8	4.88	.354	.125	4.58	5.17	4	5	
	Anxiety/Stress	3	4.67	.577	.333	3.23	6.10	4	5	

	Homeless	11	4.09	1.640	.495	2.99	5.19	1	5
	Own Interest	196	4.55	.837	.060	4.43	4.66	1	5
	Total	223	4.54	.879	.059	4.42	4.65	1	5
I am interested in taking another Art & Creativity for Healing workshop within the next year.	Bereavement - loss of loved one	4	4.75	.500	.250	3.95	5.55	4	5
	Medical Illness	1	5.00	5	5
	Depression/Sadness	8	4.25	1.165	.412	3.28	5.22	2	5
	Anxiety/Stress	3	4.67	.577	.333	3.23	6.10	4	5
	Homeless	11	5.00	.000	.000	5.00	5.00	5	5
	Own Interest	196	4.66	.817	.058	4.54	4.77	1	5
	Total	223	4.66	.805	.054	4.56	4.77	1	5
Overall, I am satisfied with this Art & Creativity for Healing workshop.	Bereavement - loss of loved one	4	5.00	.000	.000	5.00	5.00	5	5
	Medical Illness	1	5.00	5	5
	Depression/Sadness	8	4.75	.463	.164	4.36	5.14	4	5
	Anxiety/Stress	3	4.67	.577	.333	3.23	6.10	4	5
	Homeless	11	4.45	1.293	.390	3.59	5.32	1	5
	Own Interest	196	4.80	.532	.038	4.73	4.88	1	5
	Total	223	4.78	.584	.039	4.71	4.86	1	5

		ANOVA				
		Sum of Squares	df	Mean Square	F	Sig.
The workshop was great	Between Groups	.530	5	.106	.268	.930
	Within Groups	85.900	217	.396		
	Total	86.430	222			
This workshop helped me express my emotions.	Between Groups	6.173	5	1.235	1.943	.088
	Within Groups	137.872	217	.635		
	Total	144.045	222			
The instructor was approachable and appeared to care about the participants.	Between Groups	1.427	5	.285	.616	.688
	Within Groups	100.600	217	.464		
	Total	102.027	222			
The instructor was on time and valued my time	Between Groups	1.310	5	.262	.800	.551
	Within Groups	71.093	217	.328		
	Total	72.404	222			
I feel better after taking this workshop.	Between Groups	.730	5	.146	.257	.936
	Within Groups	123.046	217	.567		
	Total	123.776	222			
I would refer a friend/family member to attend the workshop.	Between Groups	3.389	5	.678	.875	.499
	Within Groups	168.037	217	.774		
	Total	171.426	222			
I am interested in taking another Art & Creativity for Healing workshop within the next year.	Between Groups	2.762	5	.552	.850	.516
	Within Groups	141.014	217	.650		
	Total	143.776	222			
Overall, I am satisfied with this Art & Creativity for Healing workshop.	Between Groups	1.534	5	.307	.898	.483
	Within Groups	74.134	217	.342		
	Total	75.668	222			

Category: Primary Reason-Adult

Descriptives

		N	Mean	Std. Deviation	Std. Error	95% Confidence Interval for Mean		Minimum	Maximum
						Lower Bound	Upper Bound		
The workshop was great	Bereavement - loss of loved one	1	5.00	5	5
	Medical Illness	1	5.00	5	5
	Depression/Sadness	7	4.71	.488	.184	4.26	5.17	4	5
	Abuse	1	5.00	5	5
	Anxiety/Stress	12	5.00	.000	.000	5.00	5.00	5	5
	PTSD	1	5.00	5	5
	Own Interest	27	4.93	.385	.074	4.77	5.08	3	5
	Total	50	4.92	.340	.048	4.82	5.02	3	5
This workshop helped me express my emotions.	Bereavement - loss of loved one	1	5.00	5	5
	Medical Illness	1	5.00	5	5
	Depression/Sadness	7	4.57	.535	.202	4.08	5.07	4	5
	Abuse	1	5.00	5	5
	Anxiety/Stress	12	4.92	.289	.083	4.73	5.10	4	5
	PTSD	1	5.00	5	5
	Own Interest	27	4.93	.267	.051	4.82	5.03	4	5
	Total	50	4.88	.328	.046	4.79	4.97	4	5
The instructor was approachable and appeared to care about the participants.	Bereavement - loss of loved one	1	5.00	5	5
	Medical Illness	1	5.00	5	5
	Depression/Sadness	7	4.57	.535	.202	4.08	5.07	4	5
	Abuse	1	5.00	5	5
	Anxiety/Stress	12	4.92	.289	.083	4.73	5.10	4	5
	PTSD	1	5.00	5	5
	Own Interest	27	4.96	.192	.037	4.89	5.04	4	5
	Total	50	4.90	.303	.043	4.81	4.99	4	5
The instructor was on time and valued my time	Bereavement - loss of loved one	1	4.00	4	4
	Medical Illness	1	5.00	5	5
	Depression/Sadness	7	4.71	.488	.184	4.26	5.17	4	5
	Abuse	1	5.00	5	5
	Anxiety/Stress	12	5.00	.000	.000	5.00	5.00	5	5
	PTSD	1	5.00	5	5
	Own Interest	27	5.00	.000	.000	5.00	5.00	5	5
	Total	50	4.94	.240	.034	4.87	5.01	4	5
I feel better after taking this workshop.	Bereavement - loss of loved one	1	3.00	3	3
	Medical Illness	1	5.00	5	5

DoctorS Nonprofit Consulting

Art & Creativity for Healing

	Depression/Sadness	7	4.43	.787	.297	3.70	5.16	3	5
	Abuse	1	5.00	5	5
	Anxiety/Stress	12	4.83	.389	.112	4.59	5.08	4	5
	PTSD	1	5.00	5	5
	Own Interest	27	4.85	.456	.088	4.67	5.03	3	5
	Total	50	4.76	.555	.079	4.60	4.92	3	5
I would refer a friend/family member to attend the workshop.	Bereavement - loss of loved one	1	3.00	3	3
	Medical Illness	1	5.00	5	5
	Depression/Sadness	7	4.57	.535	.202	4.08	5.07	4	5
	Abuse	1	5.00	5	5
	Anxiety/Stress	12	5.00	.000	.000	5.00	5.00	5	5
	PTSD	1	5.00	5	5
	Own Interest	27	4.78	.506	.097	4.58	4.98	3	5
	Total	50	4.78	.507	.072	4.64	4.92	3	5
I am interested in taking another Art & Creativity for Healing workshop within the next year.	Bereavement - loss of loved one	1	5.00	5	5
	Medical Illness	1	5.00	5	5
	Depression/Sadness	7	4.71	.488	.184	4.26	5.17	4	5
	Abuse	1	5.00	5	5
	Anxiety/Stress	12	4.92	.289	.083	4.73	5.10	4	5
	PTSD	1	5.00	5	5
	Own Interest	27	4.81	.483	.093	4.62	5.01	3	5
	Total	50	4.84	.422	.060	4.72	4.96	3	5
Overall, I am satisfied with this Art & Creativity for Healing workshop.	Bereavement - loss of loved one	1	5.00	5	5
	Medical Illness	1	5.00	5	5
	Depression/Sadness	7	4.71	.488	.184	4.26	5.17	4	5
	Abuse	1	5.00	5	5
	Anxiety/Stress	12	4.92	.289	.083	4.73	5.10	4	5
	PTSD	1	5.00	5	5
	Own Interest	27	4.96	.192	.037	4.89	5.04	4	5
	Total	50	4.92	.274	.039	4.84	5.00	4	5

		ANOVA				
		Sum of Squares	df	Mean Square	F	Sig.
The workshop was great	Between Groups	.400	6	.067	.542	.773
	Within Groups	5.280	43	.123		
	Total	5.680	49			
This workshop helped me express my emotions.	Between Groups	.797	6	.133	1.274	.289
	Within Groups	4.483	43	.104		
	Total	5.280	49			
The instructor was approachable and appeared to care about the participants.	Between Groups	.906	6	.151	1.807	.120
	Within Groups	3.594	43	.084		
	Total	4.500	49			
The instructor was on time and valued my time	Between Groups	1.391	6	.232	6.980	.000
	Within Groups	1.429	43	.033		
	Total	2.820	49			
I feel better after taking this workshop.	Between Groups	4.332	6	.722	2.877	.019
	Within Groups	10.788	43	.251		
	Total	15.120	49			
I would refer a friend/family member to attend the workshop.	Between Groups	4.199	6	.700	3.591	.006
	Within Groups	8.381	43	.195		
	Total	12.580	49			
I am interested in taking another Art & Creativity for Healing workshop within the next year.	Between Groups	.301	6	.050	.256	.954
	Within Groups	8.419	43	.196		
	Total	8.720	49			
Overall, I am satisfied with this Art & Creativity for Healing workshop.	Between Groups	.372	6	.062	.805	.571
	Within Groups	3.308	43	.077		
	Total	3.680	49			